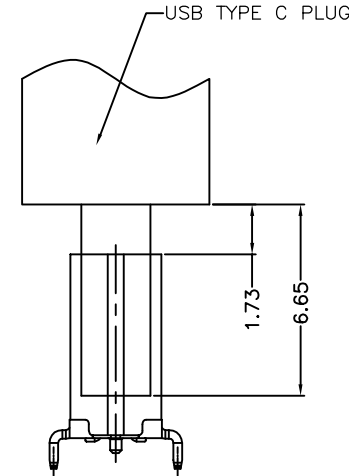
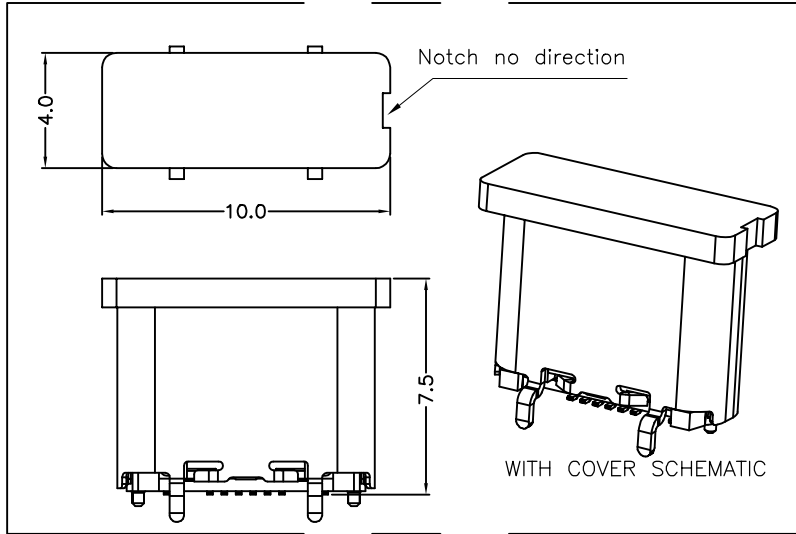
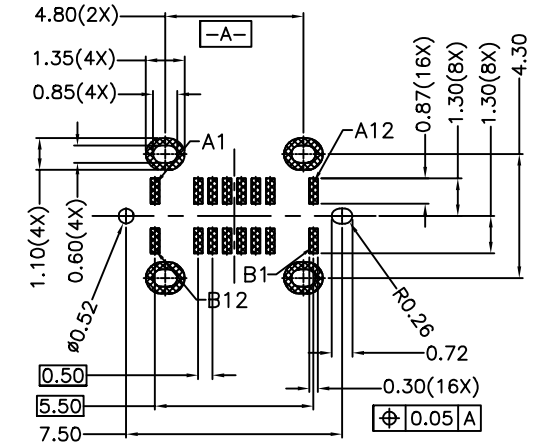


RoHS Compliant 

REV	ECN No.	DATE	REMARK
A0	NEW	2019.11.21	NEW RELEASE



FEMALE AND MALE MATCHING DRAWING



RECOMMENDED PCB LAYOUT(TOP VIEW)
THICKNESS 0.8±0.10MM;DEFAULT TOLERANCE:±0.05

USB TYPE-C PIN ASSIGNMENTS

PIN NUMBER	SIGNAL NAME	PIN NUMBER	SIGNAL NAME
A1	GND	B12	GND
A4	Vbus	B9	Vbus
A5	CC1	B8	SBU2
A6	Dp1	B7	Dn2
A7	Dn1	B6	Dp2
A8	SBU1	B5	CC2
A9	Vbus	B4	Vbus
A12	GND	B1	GND

PART NO.: SEE THE PART NUMBER CODE		GOLDCONN TECHNOLOGIES COMPANY LIMITED		DRAWN BY SAM	DATE 2019.11.21
GENERAL TOLERANCES (UNLESS SPECIFIED)		TITLE USB TYPE C FEMALE 16PIN VERTICAL TYPE SHELL H6.50mm		CHECKED BY JAY	DATE 2019.11.21
				APPROVED BY JACKY	
QUALITY SYMBOL 0 0 0 ANGULAR	x.xxxx	±	---	DWG.NO. CF136-16-01	
	x.xxx	±	0.10		
	x.xx	±	0.25	SCALE 1:1	THIRD ANGLE PROJECTION
x.x	±	0.30	DIMENSION STYLE MM ONLY	DESIGN UNITS METRIC	frame size: A4