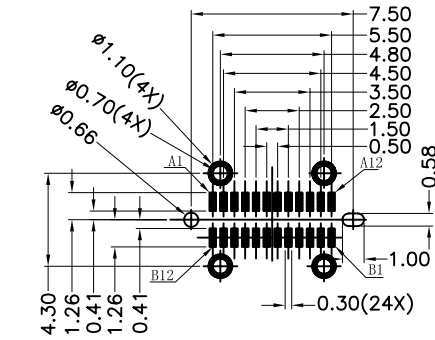
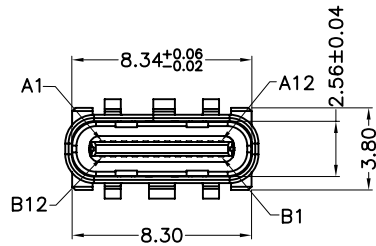


RoHS Compliant

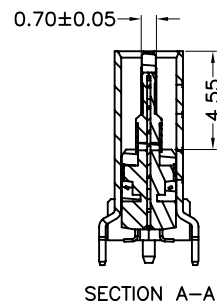
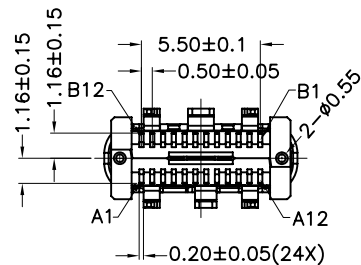
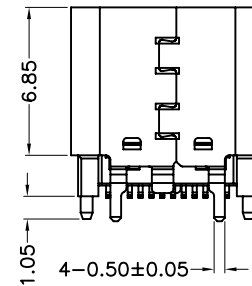
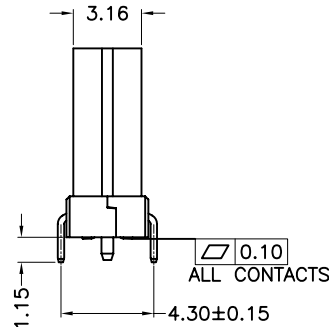
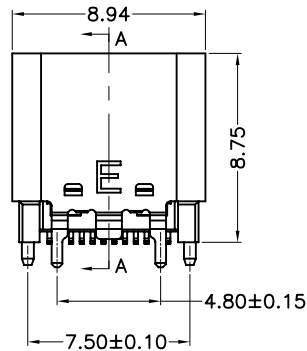
REV	ECN No.	DATE	REMARK
A	NEW	2020.05.20	NEW RELEASE



RECOMMENDED PCB LAYOUT(TOP VIEW)
THICKNESS 1.5±0.10MM;DEFAULT TOLERANCE:±0.05

NOTE:

- MATERIAL SPECIFICATION:
 - HOUSING:HIGH TEMPERATURE RESISTANT PLASTIC(LCP),UL94 V-0.
 - CONTACTS:COPPER ALLOY(C18150)T=0.12mm
 - MID PLATE: STAINLESS STEEL(SUS301)T=0.15mm
 - EMI PLATE: STAINLESS STEEL(SUS301)T=0.10mm
 - SHELL: STAINLESS STEEL(SUS304)T=0.30mm
- PLATING SPECIFICATION:
 - CONTACTS:
 - Ni 50u" MIN. UNDER PLATED OVER ALL.
 - Au PLATED ON THE FUNCTIONAL AREA OF CONTACT. (GOLD PLATING THICKNESS FOLLOW THE P/N)
 - Sn PLATED ON THE SOLDER AREA OF CONTACT.
 - SHELL:
 - Ni 30u" MIN. UNDER PLATED OVER ALL.
 - MID PLATE:
 - CLEAR ONLY
 - EMI PLATE:
 - CLEAR ONLY
- MECHANICAL PERFORMANCE,
 - INSERTION FORCE: 5~20N.
 - REMOVAL FORCE: 8~20N,6~20N AFTER TEST;
 - DURABILITY: 10000 CYCLES.
- ELECTRICAL PERFORMANCE,
 - CURRENT RATING:5.0A
VOLTAGE RATING:5.0V
 - LLCR:
 - VBUS & GND PINS AND OTHER PINS: 40mΩ/PIN MAX.
 - SHIELD: 50mΩ/MAX.
 - LLCR MAX. CHANGE OF ALL PINS: 10mΩ.
 - INSULATION RESISTANCE: 100MΩ MIN
 - DIELECTRIC WITHSTAND VOLTAGE,AC 100V FOR 1 MINUTE.
- ENVIRONMENTAL PERFORMANCE:
 - OPERATING TEMPERATURE: -25°C~+85°C.
- IR REFLOW:
 - THE PEAK TEMPERATURE ON THE BOARD SHALL BE MAINTAINED FOR 10 SECONDS AT 260°C.
- PART NUMBER CODE:
 - C F217 - 24 S L B XX R - C3
(1) (2)



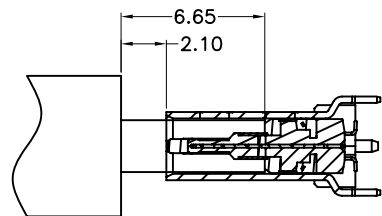
Item	Title	Material	Dispose	Remark
1	Shell	Stainless Steel	Ni:30u" Min.	
2	GND Plate	Stainless Steel	Clear Only	
3	Mid Plate	Stainless Steel	Clear Only	
4	Top Contact	Copper Alloy	Mating Area: See P/N	
5	Bottom Contact	Copper Alloy	Solder Tails: Matt Tin	
6	Insulator	High Temperature Plastic	UL 94V-0	Black

PART NO.: SEE THE PART NUMBER CODE		Goldconn Technologies Co., Ltd		DRAWN BY SAM	DATE 2020.05.20
QUALITY SYMBOL		TITLE USB 3.1 TYPE C FEMALE 直立式 H8.80 SMT 三次成型		CHECKED BY JAY	DATE 2020.05.20
GENERAL TOLERANCES (UNLESS SPECIFIED)		DWG.NO. CF217-24-C3		APPROVED BY JACKY	
x.xxxxx		SHEET NO. 1 OF 2		DATE 2020.05.20	
x.xxxx		DIMENSION STYLE MM ONLY		SCALE 1:1	
x.xxx		DESIGN UNITS METRIC		THIRD ANGLE PROJECTION	
x.xx					
x.x					
ANGULAR					

frame size: A4

RoHS Compliant 

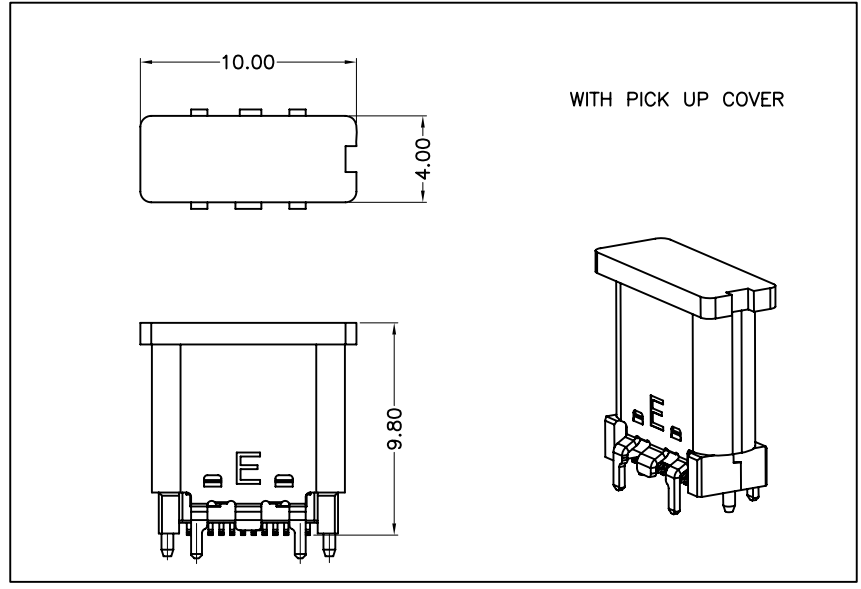
REV	ECN No.	DATE	REMARK
A	NEW	2020.05.20	NEW RELEASE



AFTER MATING

USB TYPE-C PIN ASSIGNMENTS

PIN NUMBER	SIGNAL NAME	PIN NUMBER	SIGNAL NAME
A1	GND	B12	GND
A2	SSTXp1	B11	SSRXp1
A3	SSTXn1	B10	SSRXn1
A4	Vbus	B9	Vbus
A5	CC1	B8	SBU2
A6	Dp1	B7	Dn2
A7	Dn1	B6	Dp2
A8	SBU1	B5	CC2
A9	Vbus	B4	Vbus
A10	SSRXn2	B3	SSTXn2
A11	SSRXp2	B2	SSTXp2
A12	GND	B1	GND



WITH PICK UP COVER

PART NO.: SEE THE PART NUMBER CODE		Goldconn Technologies Co., Ltd		DRAWN BY SAM	DATE 2020.05.20
GENERAL TOLERANCES (UNLESS SPECIFIED) x.xxxxx ± --- x.xxx ± 0.10 x.xx ± 0.25 x.x ± 0.30 ANGULAR ± ---°		TITLE USB 3.1 TYPE C FEMALE 直立式 H8.80 SMT 三次成型		CHECKED BY JAY	DATE 2020.05.20
		DWG.NO. CF217-24-C3		SHEET NO. 2 OF 2	APPROVED BY JACKY
		DIMENSION STYLE MM ONLY	DESIGN UNITS METRIC	SCALE 1:1	
		THIRD ANGLE PROJECTION			