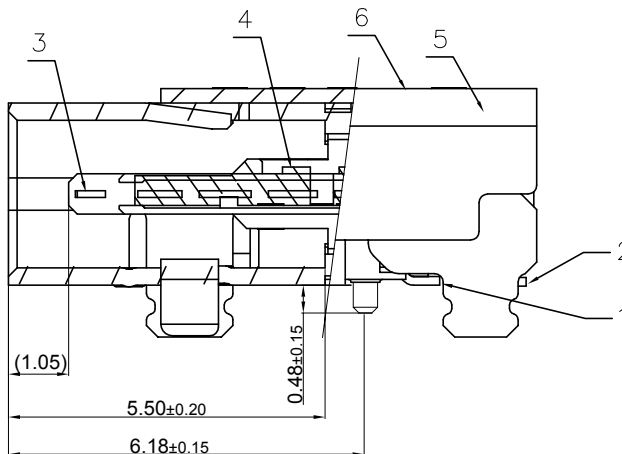
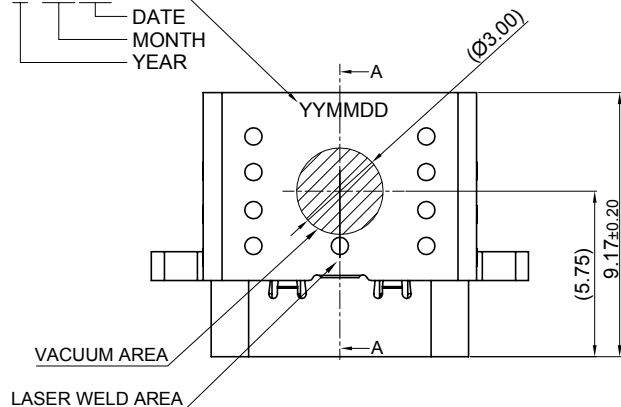


RoHS Compliant

REV	ECN No.	DATE	REMARK
A	NEW	2020.12.15	NEW RELEASE

Date Code:
YY MM DD
DATE
MONTH
YEAR



SECTION A-A(剖视图A-A)
SCALE 2:1 (比例 2:1)

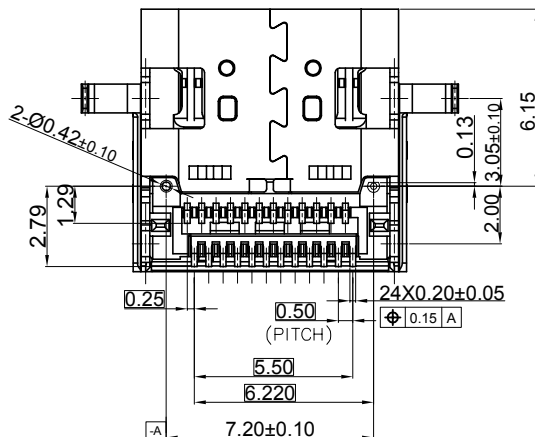
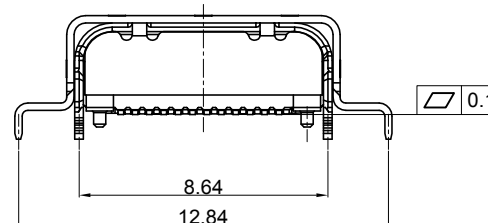
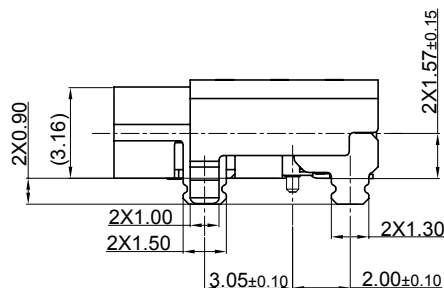
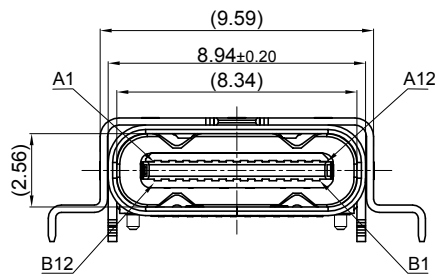
NOTES/注释:

- MATERIAL/材料: **SEE TABLE/见下表**
- GENERAL SPECIFICATION/通用特性:
 - 2.1 COPLANARITY /共面度: **0.10 Max.**
 - 2.2 CURRENT RATING: 5A / 额定电流: 5安培
 - 2.3 CONTACT RESISTANCE: 40mΩ MAX (INITIAL).
INSULATION RESISTANCE: 100MΩ **Min**
接触电阻: 40毫欧最大(初始值) / 绝缘电阻: 100MΩ Min
 - 2.4 DIELECTRIC WITHSTANDING VOLTAGE: 100 VAC
耐电压: 100伏交流
 - 2.5 MECHANICAL CHARACTERISTICS:
INSERTION FORCE: 5~20N EXTRACTION FORCE: 8~20N
AFTER DURABILITY EXTRACTION FORCE: 6~20N
力学特性: 初始插入力: **5~20N** 拔出力: **8~20N**
耐久后拔出力: **6~20N**

3.PART NUMBER CODE:

CF 2 24 - 012 S X B XX R
(1) (2) (3)(4)(5) (6)

- 产品形态:
2:板上型
- Pin No.:
24:24Pin
- HOUSING MATERIALS:
C:PA9T
- HOUSING COLOR:
B:BLACK
- CONTACTS PLATED:
12:接触镀金3u", 其它GF
- PACKING OPTIONS
R:TAPE & REEL



ITEM	DESCRIPTION	QTY	MATERIAL	FINISH	REMARK
6	OUT SHELL	1	SUS304	NICKEL PLATING	0.25mm
5	INT SHELL	1	SUS304	NICKEL PLATING	0.3mm
4	MAIN HOUSING	1	PAST HF 30%玻纤, UL94 V-0, 黑色	-	COLOR:BLACK
3	MID PLATE	1	SUS301	-	0.15mm
2	BOTTOM TERMINAL	1	C18140	MATING SIDE:SEE PART NO; SOLDER TAIL:GOLD FLASH, 30u" NICKEL OVERALL.	0.12mm
1	TOP TERMINAL	1	C18140		0.12mm

PART NO.:
SEE THE PART NUMBER CODE

GOLDCONN TECHNOLOGIES COMPANY LIMITED

DRAWN BY: SAM
DATE: 2020.12.15

QUALITY SYMBOL	GENERAL TOLERANCES (UNLESS SPECIFIED)
$\nabla=0$	x.xxxx ± ---
$\nabla=1$	x.xxx ± 0.10
$\nabla=2$	x.xx ± 0.20
$\nabla=3$	x.x ± 0.30
$\nabla=4$	ANGULAR ± ---

TITLE: USB 4.0 Type C 24P母座双壳
双贴SMT 板上平贴, L=9.17锡脚0.9

CHECKED BY: JAY
DATE: 2020.12.15

DWG.NO.: CF224-012

SHEET NO.: 1 OF 3

APPROVED BY: JACKY
DATE: 2020.12.15

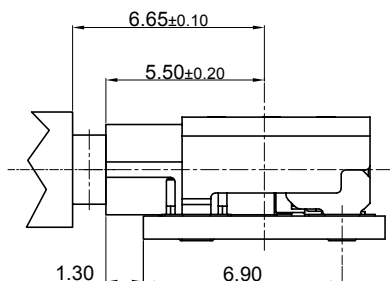
DIMENSION STYLE: MM ONLY
DESIGN UNITS: METRIC

SCALE: 1:1

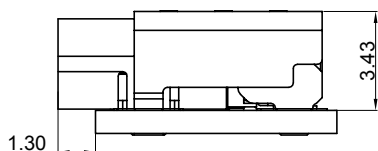
THIRD ANGLE PROJECTION

RoHS Compliant

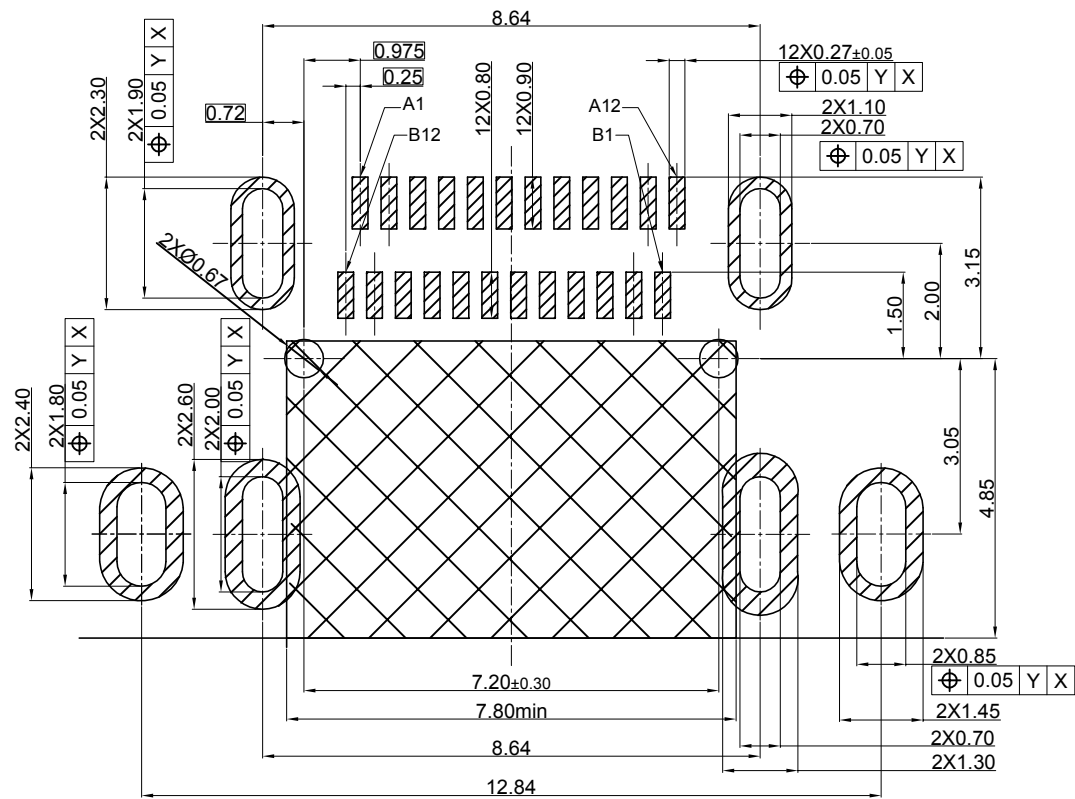
REV	ECN No.	DATE	REMARK
A	NEW	2020.12.15	NEW RELEASE



MATED CONDITION(REF.)



MOUNTING CONDITION(REF.)



Recommended PCB Layout(Top View)/推荐的PCB布局(前视图)
General Tolerances:±0.05/一般公差:±0.05

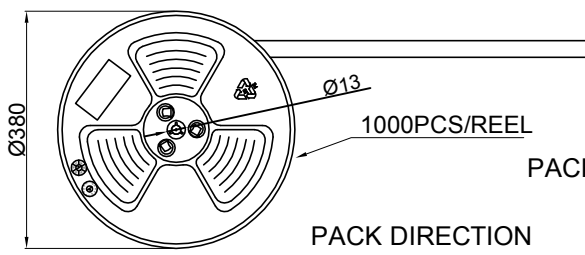
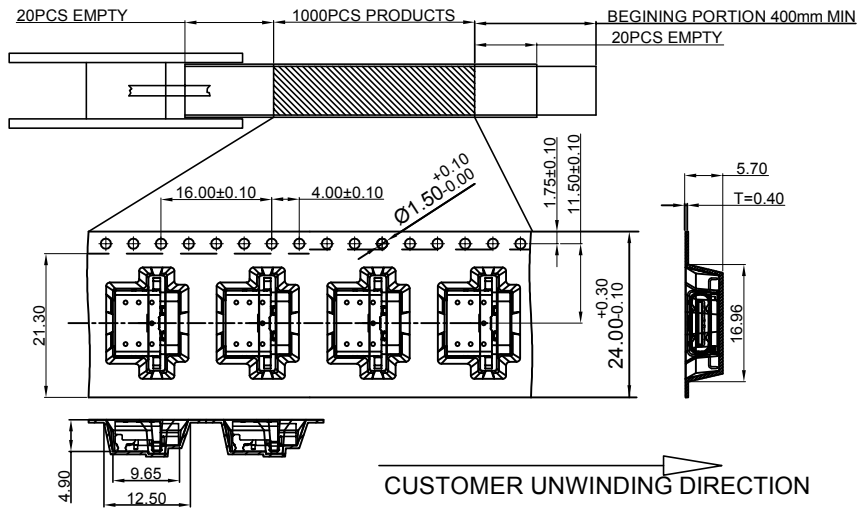
USB TYPE-C PIN ASSIGNMENTS

PIN NUMBER	SIGNAL NAME	PIN NUMBER	SIGNAL NAME
A1	GND	B12	GND
A2	SSTXp1	B11	SSRXp1
A3	SSTXn1	B10	SSRXn1
A4	VBUS	B9	VBUS
A5	CC1	B8	SBU2
A6	Dp1	B7	Dn2
A7	Dn1	B6	Dp2
A8	SBU1	B5	CC2
A9	VBUS	B4	VBUS
A10	SSRXn2	B3	SSTXn2
A11	SSRXp2	B2	SSTXp2
A12	GND	B1	GND

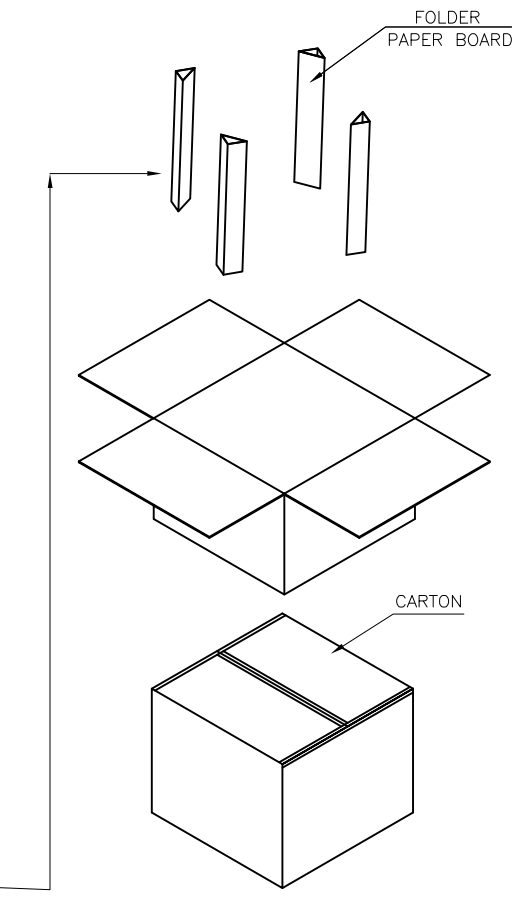
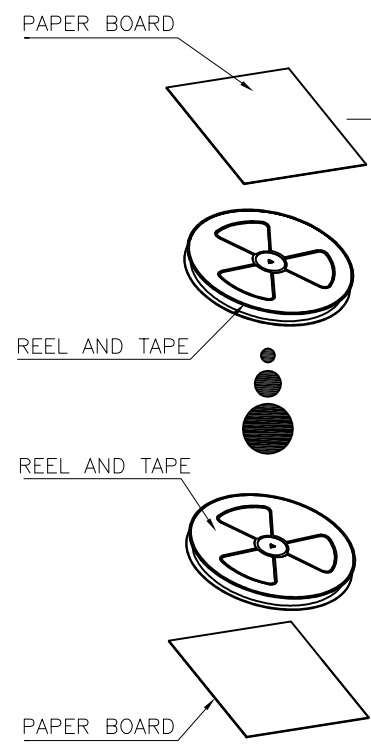
PART NO.: SEE THE PART NUMBER CODE		GOLDCONN TECHNOLOGIES COMPANY LIMITED		DRAWN BY SAM	DATE 2020.12.15	
QUALITY SYMBOL 0 ∇ = 0	GENERAL TOLERANCES (UNLESS SPECIFIED)		TITLE USB 4.0 Type C 24P母座双壳 双贴SMT板上平贴, L=9.17锡脚0.9			
	x.xxxx	± ---	DWG.NO. CF224-012	SHEET NO. 2 OF 3	CHECKED BY JAY	DATE 2020.12.15
	x.xxx	± 0.10			APPROVED BY JACKY	DATE 2020.12.15
	x.xx	± 0.20	DIMENSION STYLE MM ONLY	DESIGN UNITS METRIC	SCALE 1:1	
x.x	± 0.30	THIRD ANGLE PROJECTION				
ANGULAR	± ---	frame size: A4				

RoHS Compliant

REV	ECN No.	DATE	REMARK
A	NEW	2020.12.15	NEW RELEASE



PACKING: 1. 1000 PCS/REEL.
2. 10 REEL/Carton



CONNECTOR (PCS)	REEL	CARTON
	1000	10000

PART NO.: SEE THE PART NUMBER CODE		GOLDCONN TECHNOLOGIES COMPANY LIMITED		DRAWN BY SAM	DATE 2020.12.15
GENERAL TOLERANCES (UNLESS SPECIFIED)		TITLE USB 4.0 Type C 24P母座双壳 双贴SMT 板上平贴, L=9.17锡脚0.9		CHECKED BY JAY	DATE 2020.12.15
QUALITY SYMBOL = 0 ∇ ≠ 0	x:xxxx	±	--	DWG.NO. CF224-012	SHEET NO. 3 OF 3
	x:xxx	±	0.10	DIMENSION STYLE MM ONLY	DESIGN UNITS METRIC
	x:xx	±	0.20	SCALE 1:1	THIRD ANGLE PROJECTION
	x:x	±	0.30	frame size: A4	
	ANGULAR	±	--		

F
E
D
C
B
A

F
E
D
C
B
A