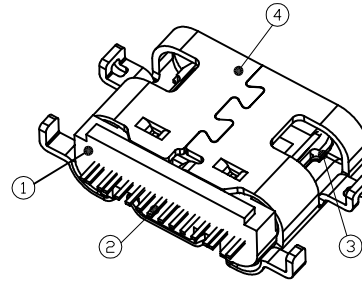
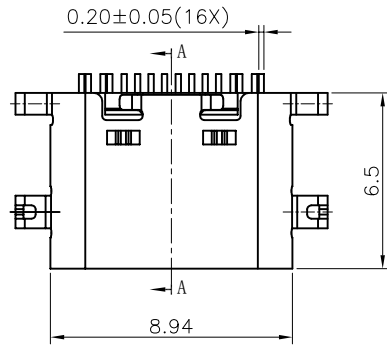


RoHS Compliant

THI

REV	ECN No.	DATE	REMARK
A	NEW	2020.10.12	NEW RELEASE



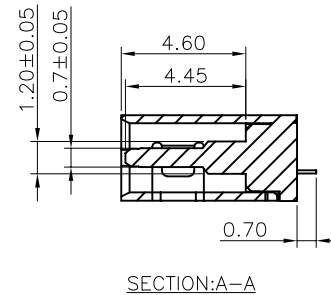
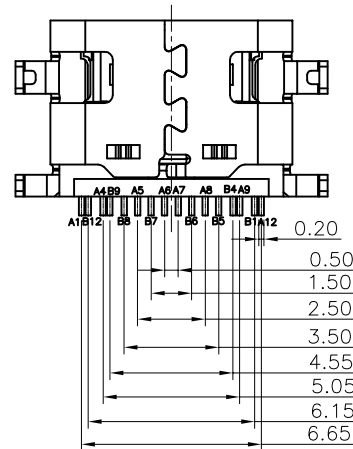
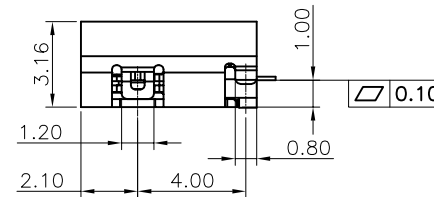
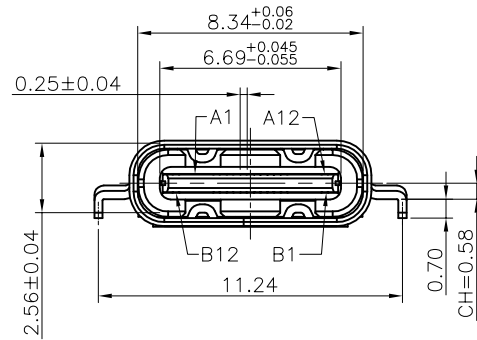
NOTE:

- Electrical Characteristics:
 - 1-1: Current Rating: 5A For Pin(A4,A9,B4,B9)
1.25A For Pin(CC PIN)
0.25A For Others Pin
 - 1-2: VOLTAGE RATING:5.0V
 - 1-3: Insulation Resistance: 100MΩ Min.
 - 1-4: Contact Resistance:
VBUS & GND PINS AND OTHER PINS: 40mΩ/PIN MAX.
SHIELD:50mΩ/MAX.
SHIELD:LLCR MAX. CHANGE OF ALL PINS: 10mΩ.
 - 1-5: Dielectric Withstanding Voltage: 100V/AC 1Minute
- Mechanical Characteristics:
 - Insertion Force: 5~20N
 - Extraction Force: Initial: 8~20N
 - After durability: 6~20N
 - Durability :10000 Cycles
- Operating Temperature: -25°C TO +85°C

4. PART NUMBER CODE:(产品料号)

Z-CF059 S C B XX R - A - 01
(1) (2)(3)

- (1) HOUSING MATERIAL:
C:PA9T
- (2) HOUSING COLOR:
B:BLACK
- (3) CONTACTS PLATED:
12:接触镀金3u"其它GF

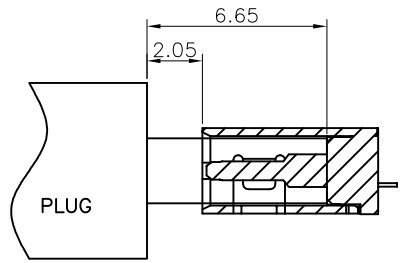


TYPE:

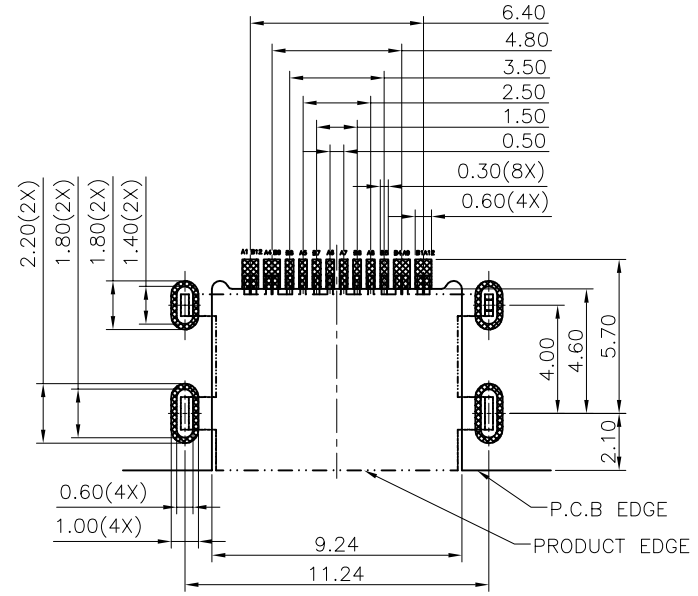
NO.	DESCRIPTION	MATERIAL	REMARKS	QTY
4	SHELL	SUS304 T=0.30mm	NICKEL 30u" MIN PLATING	1PCS
3	SHIELDING PLATE	SUS301 T=0.15mm	---	1PCS
2	CONTACT	C18150-H T=0.12mm	NI 50u" MIN. UNDER PLATED OVER ALL. AU PLATED ON THE FUNCTIONAL AREA OF CONTACT. PLATING G/F OF THE SOLDER AREA.	2SET
1	HOUSING	PA9T UL94V-0	BLACK	1PCS

PART NO.: SEE THE PART NUMBER CODE		GOLDCONN TECHNOLOGIES COMPANY LIMITED		DRAWN BY SAM	DATE 2020.10.12
QUALITY SYMBOL 0 ∇ = 0	GENERAL TOLERANCES (UNLESS SPECIFIED)		TITLE USB CF 16PIN (L=6.5) MID MOUNT 1.0MM		
	x.xxxx	± ---	DWG.NO. CF059-01	SHEET NO. 1 OF 2	CHECKED BY JAY
	x.xxx	± 0.10			DATE 2020.10.12
	x.xx	± 0.20	APPROVED BY JACKY	DATE 2020.10.12	THIRD ANGLE PROJECTION
x.x	± 0.30	DIMENSION STYLE MM ONLY	DESIGN UNITS METRIC	SCALE 1:1	
ANGULAR	± ---°				

frame size: A4



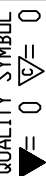

AFTER MATING



RECOMMENDED PCB LAYOUT(TOP VIEW)
THICKNESS 0.80MM;DEFAULT TOLERANCE:±0.05

USB TYPE-C PIN ASSIGNMENTS

PIN NUMBER	SIGNAL NAME	PIN NUMBER	SIGNAL NAME
A1	GND	B12	GND
A4	VBUS	B9	VBUS
A5	CC1	B8	SBU2
A6	Dp1	B7	Dn2
A7	Dn1	B6	Dp2
A8	SBU1	B5	CC2
A9	VBUS	B4	VBUS
A12	GND	B1	GND

PART NO.: SEE THE PART NUMBER CODE		GOLDCONN TECHNOLOGIES COMPANY LIMITED		DRAWN BY SAM	DATE 2020.10.12	
QUALITY SYMBOL 0 	GENERAL TOLERANCES (UNLESS SPECIFIED)		TITLE USB CF 16PIN (L=6.5) MID MOUNT 1.0MM			
	x.xxxx	± ---	DWG.NO. CF059-01	SHEET NO. 2 OF 2	CHECKED BY JAY	DATE 2020.10.12
	x.xxx	± 0.10			APPROVED BY JACKY	DATE 2020.10.12
	x.xx	± 0.20	DIMENSION STYLE MM ONLY	DESIGN UNITS METRIC	SCALE 1:1	 THIRD ANGLE PROJECTION
x.x	± 0.30					
ANGULAR	± ---				frame size: A4	